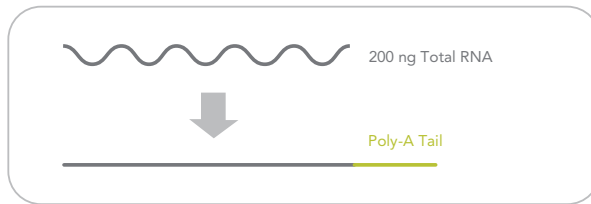


MicroRNA Assay Workflow

The MicroRNA Expression Profiling Assay is an adaptation of Illumina's proven DASL® (cDNA-mediated Annealing, Selection, Extension, and Ligation) assay.


(1) POLYADENYLATE RNA

Add multiple A (> 18 bases) to 3' ends of total RNA or purified short RNA species, including miRNAs.



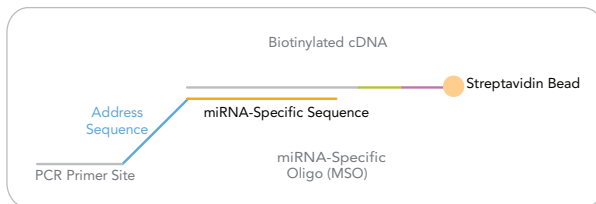
(2) cDNA SYNTHESIS OF miRNA

Synthesize cDNA using a biotin-labeled Oligo dT primer (pink) with a universal sequence (purple) at its 5' end.



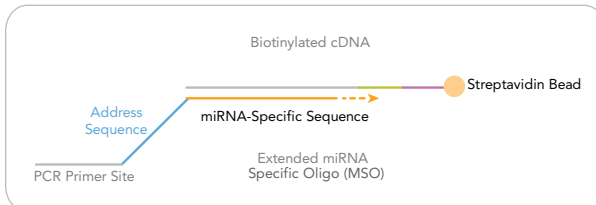
(3) HYBRIDIZE cDNA TO OLIGOS

Attach biotinylated cDNA to a solid phase and hybridize with a pool of miRNA-specific oligos.



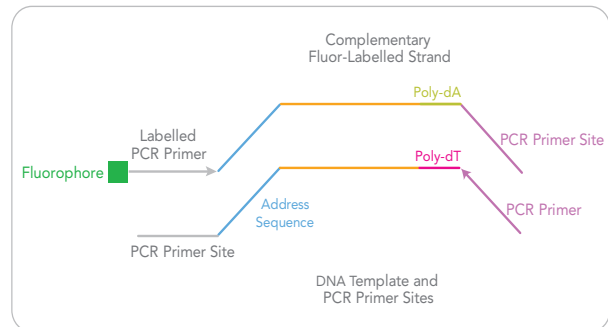
(4) miRNA-SPECIFIC PRIMER EXTENSION

Extend primers using DNA polymerase.



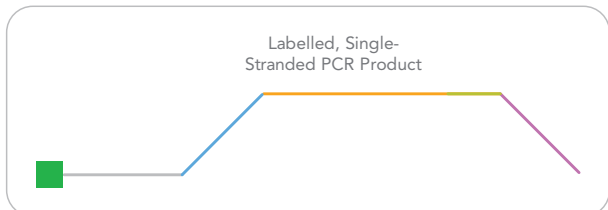
(5) UNIVERSAL PCR

Elute the extended products and perform PCR with fluorescently labeled universal primers.



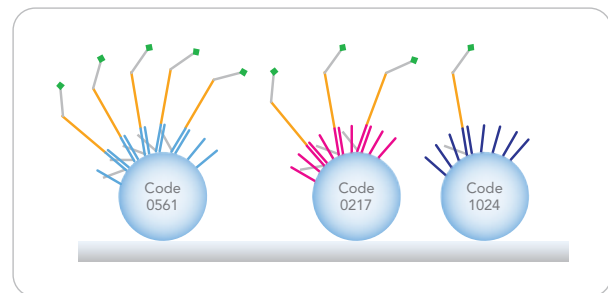
(6) BIND PCR PRODUCTS

Prepare the labeled, single-stranded PCR products for hybridization.



(7) HYBRIDIZE ssDNA TO ARRAYS

Hybridize PCR product to capture probes on the universal arrays.



FOR RESEARCH USE ONLY

© 2007 Illumina, Inc. All rights reserved.

Illumina, Solexa, Making Sense Out of Life, Oligator, Sentrix, GoldenGate, DASL, BeadArray, Array of Arrays, Infinium, BeadXpress, VeraCode, IntelliHyb, iSelect, and C5Pro are registered trademarks or trademarks of Illumina. All other brands and names contained herein are the property of their respective owners.
Pub. No. 470-2007-011 12Oct07